

Tip of the Week


October 16, 2006

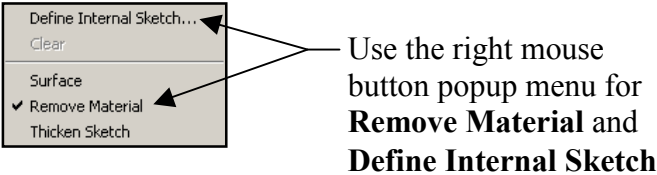
Title: Create a protrusion or cut without using the dashboard tool.

Release: Wildfire 2.0 and Wildfire 3.0

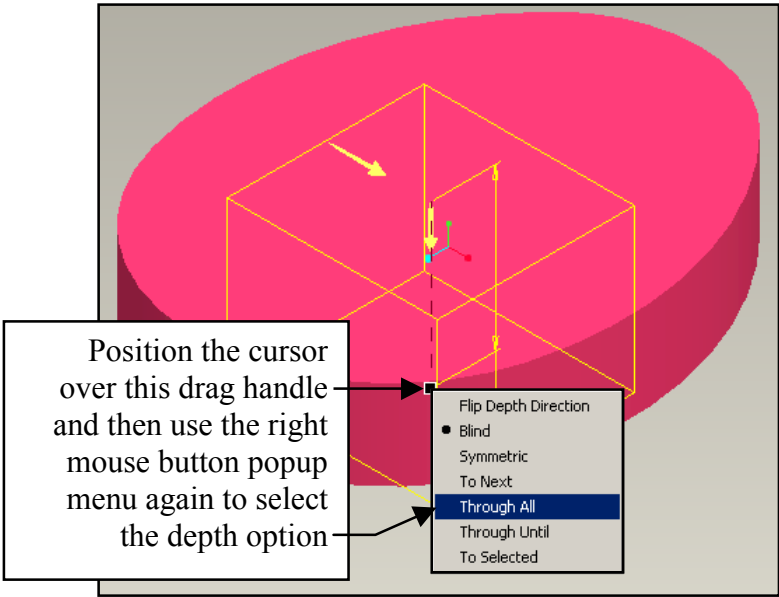
Module: Part mode.

Tip: When you are creating a one sided, through all, extruded cut, you can create the entire feature without using the dashboard tool.

- Pick the **Extrude** icon 
- Use the right mouse button popup menu and select **Remove Material**, then use the right mouse button popup menu again and select **Define Internal Sketch** as shown below



- After the sketch is complete, position the cursor over the depth drag handle and then use the right mouse button popup menu again to select the appropriate depth option such as **Through All** as shown below



- Click the middle mouse button to complete the feature